




District Health Assessment for Multiple District 301 through September 2025

		Clubs							Membership							Member Strength		Cancellation		Reports			Finance	Leadership			
District Name	Status/ Number of Months in Status *	Active Clubs	Clubs in Status Quo	Total Clubs	% Status Quo Clubs in Financial Suspension	New Clubs	Cancelled Clubs	YTD Net Club Gain/Loss	Current Members In Active Clubs	Current Members In Status Quo Clubs	Current Total Members Count	YTD Add	YTD Drop	YTD NetGrowth (includes Active and Status Quo)	YTD NetGrowth% (includes Active and Status Quo)	Member Count 12 Months Ago	Average Member Count Per Club	% of Clubs with less than 20 members	Average Cancelled Club Age	Members Lost Due to Cancelled Clubs	% of Clubs Reporting Service	% No MMR in 3 Months	% No Officer Report in 12 months	% of Clubs with balance 90+ days	Number of Zone Chairs Recorded	Number of Region Chairs Recorded	District Officers Vacancies **
301A2	T(24)	105	0	105	0%	1	0	1	3702	0	3702	214	74	140	3.93%	3,274	35	14%	0	0	65%	34%	8%	30%	25	16	
301A3		32	0	32	0%	3	0	3	939	0	939	130	41	89	10.47%	928	29	34%	0	0	44%	44%	25%	78%	10	4	
301A4	T(23)	34	0	34	0%	2	0	2	1163	0	1163	86	33	53	4.77%	1,095	34	21%	0	0	15%	65%	9%	76%	16	8	
301 B1		53	0	53	0%	4	0	4	1527	0	1527	127	33	94	6.56%	1,342	29	28%	0	0	70%	32%	0%	55%	19	9	
301 B2		49	0	49	0%	4	0	4	1528	0	1528	200	37	163	11.94%	1,264	31	20%	0	0	43%	27%	6%	57%	15	6	
301 C		66	0	66	0%	7	0	7	2368	0	2368	393	66	327	16.02%	1,875	36	14%	0	0	71%	21%	8%	73%	11	5	
301D1		69	0	69	0%	4	1	3	1808	0	1808	197	55	142	8.52%	1,522	26	29%	12	10	42%	41%	4%	65%	18	12	
301D2		77	0	77	0%	0	0	0	1294	0	1294	58	20	38	3.03%	2,114	17	65%	0	0	22%	68%	14%	74%	20	5	
301 E		101	0	101	0%	5	0	5	2987	0	2987	178	40	138	4.84%	2,088	30	19%	0	0	19%	68%	10%	85%	32	11	
		586	0	586	0%	30	1	29	17316	0	17316	1583	399	1184	7.34%	15,502	30	27%	12	10	44%	45%	9%	64%	166	76	




District Health Assessment for Multiple District 308 through September 2025

District Name	Status/ Number of Months in Status *	Clubs							Membership							Member Strength		Cancellation		Reports			Finance		Leadership		
		Active Clubs	Clubs in Status Quo	Total Clubs	% Status Quo Clubs in Financial Suspension	New Clubs	Cancelled Clubs	YTD Net Club Gain/Loss	Current Members In Active Clubs	Current Members In Status Quo Clubs	Current Total Members Count	YTD Add	YTD Drop	YTD NetGrowth (includes Active and Status Quo)	YTD NetGrowth% (includes Active and Status Quo)	Member Count 12 Months Ago	Average Member Count Per Club	% of Clubs with less than 20 members	Average Cancelled Club Age	Members Lost Due to Cancelled Clubs	% of Clubs Reporting Service	% No MMR in 3 Months	% No Officer Report in 12 months	% of Clubs with balance 90+ days	Number of Zone Chairs Recorded	Number of Region Chairs Recorded	District Officers Vacancies **
308 A2		98	0	98	0%	2	0	2	2905	0	2905	311	37	274	10.41%	2,669	30	22%	0	0	71%	23%	3%	21%	20	7	
308 B1		72	0	72	0%	1	0	1	2081	0	2081	179	18	161	8.39%	1,990	29	29%	0	0	94%	24%	0%	15%	16	6	
308 B2		133	0	133	0%	1	3	-2	3875	0	3875	270	54	216	5.90%	3,978	29	41%	7	0	65%	10%	2%	33%	22	19	
308 B3		68	0	68	0%	1	0	1	2317	0	2317	120	23	97	4.37%	2,257	34	19%	0	0	78%	35%	3%	1%	17	8	
		371	0	371	0%	5	3	2	11178	0	11178	880	132	748	7.17%	10,894	30	30%	7	0	75%	21%	2%	21%	75	40	




District Health Assessment for Multiple District 310 through September 2025

		Clubs							Membership							Member Strength		Cancellation		Reports			Finance	Leadership			
District Name	Status/ Number of Months in Status *	Active Clubs	Clubs in Status Quo	Total Clubs	% Status Quo Clubs in Financial Suspension	New Clubs	Cancelled Clubs	YTD Net Club Gain/Loss	Current Members In Active Clubs	Current Members In Status Quo Clubs	Current Total Members Count	YTD Add	YTD Drop	YTD NetGrowth (includes Active and Status Quo)	YTD NetGrowth% (includes Active and Status Quo)	Member Count 12 Months Ago	Average Member Count Per Club	% of Clubs with less than 20 members	Average Cancelled Club Age	Members Lost Due to Cancelled Clubs	% of Clubs Reporting Service	% No MMR in 3 Months	% No Officer Report in 12 months	% of Clubs with balance 90+ days	Number of Zone Chairs Recorded	Number of Region Chairs Recorded	District Officers Vacancies **
310 A1	T(24)	48	0	48	0%	1	0	1	867	0	867	58	6	52	6.38%	836	18	63%	0	0	46%	56%	4%	21%	10	4	
310 A2	T(23)	43	0	43	0%	1	0	1	1184	0	1184	84	54	30	2.60%	1,200	28	47%	0	0	51%	35%	0%	9%	9	3	
310 B		41	0	41	0%	1	0	1	1276	0	1276	65	45	20	1.59%	1,211	31	22%	0	0	34%	32%	2%	12%	9	3	
310 C		44	0	44	0%	1	0	1	1259	0	1259	102	18	84	7.15%	1,162	29	39%	0	0	30%	43%	2%	9%	8	4	
310 D		80	0	80	0%	9	0	9	1668	0	1668	265	26	239	16.72%	1,489	21	44%	0	0	4%	44%	1%	28%	17	8	
310 E		69	0	69	0%	2	0	2	1378	0	1378	65	23	42	3.14%	1,241	20	54%	0	0	9%	55%	0%	33%	14	6	
		325	0	325	0%	15	0	15	7632	0	7632	639	172	467	6.52%	7,139	23	46%	0	0	25%	45%	2%	21%	67	28	




District Health Assessment for District 204 through September 2025

		Clubs							Membership							Member Strength		Cancellation		Reports			Finance	Leadership			
District Name	Status/ Number of Months in Status *	Active Clubs	Clubs in Status Quo	Total Clubs	% Status Quo Clubs in Financial Suspension	New Clubs	Cancelled Clubs	YTD Net Club Gain/ Loss	Current Members In Active Clubs	Current Members In Status Quo Clubs	Current Total Members Count	YTD Add	YTD Drop	YTD NetGrowth (includes Active and Status Quo)	YTD NetGrowth% (includes Active and Status Quo)	Member Count 12 Months Ago	Average Member Count Per Club	% of Clubs with less than 20 members	Average Cancelled Club Age	Members Lost Due to Cancelled Clubs	% of Clubs Reporting Service	% No MMR in 3 Months	% No Officer Report in 12 months	% of Clubs with balance 90+ days	Number of Zone Chairs Recorded	Number of Region Chairs Recorded	District Officers Vacancies **
204		40	0	40	0%	1	0	1	1366	0	1366	101	14	87	6.80%	1,227	34	18%	0	0	75%	25%	5%	43%	9	2	
		40	0	40	0%	1	0	1	1366	0	1366	101	14	87	6.80%	1,227	34	18%	0	0	75%	25%	5%	43%	9	2	



District Health Assessment for District 309 through September 2025

		Clubs							Membership							Member Strength		Cancellation		Reports			Finance	Leadership			
District Name	Status/ Number of Months in Status *	Active Clubs	Clubs in Status Quo	Total Clubs	% Status Quo Clubs in Financial Suspension	New Clubs	Cancelled Clubs	YTD Net Club Gain/Loss	Current Members In Active Clubs	Current Members In Status Quo Clubs	Current Total Members Count	YTD Add	YTD Drop	YTD NetGrowth (includes Active and Status Quo)	YTD NetGrowth% (includes Active and Status Quo)	Member Count 12 Months Ago	Average Member Count Per Club	% of Clubs with less than 20 members	Average Cancelled Club Age	Members Lost Due to Cancelled Clubs	% of Clubs Reporting Service	% No MMR in 3 Months	% No Officer Report in 12 months	% of Clubs with balance 90+ days	Number of Zone Chairs Recorded	Number of Region Chairs Recorded	District Officers Vacancies **
309		109	0	109	0%	1	0	1	3553	0	3553	406	50	356	11.14%	3,344	33	40%	0	0	38%	37%	5%	18%	21	7	
		109	0	109	0%	1	0	1	3553	0	3553	406	50	356	11.14%	3,344	33	40%	0	0	38%	37%	5%	18%	21	7	



District Health Assessment for Ident 5843 - CAMBODIA,KINGDOM OF - UND through September 2025

Status/ District Name Number of Months in Status *		Clubs							Membership							Member Strength		Cancellation		Reports			Finance	Leadership			
		Active Clubs	Clubs in Status Quo	Total Clubs	% Status Quo Clubs in Financial Suspension	New Clubs	Cancelled Clubs	YTD Net Club Gain/Loss	Current Members In Active Clubs	Current Members In Status Quo Clubs	Current Total Members Count	YTD Add	YTD Drop	YTD NetGrowth (includes Active and Status Quo)	YTD NetGrowth% (includes Active and Status Quo)	Member Count 12 Months Ago	Average Member Count Per Club	% of Clubs with less than 20 members	Average Cancelled Club Age	Members Lost Due to Cancelled Clubs	% of Clubs Reporting Service	% No MMR in 3 Months	% No Officer Report in 12 months	% of Clubs with balance 90+ days	Number of Zone Chairs Recorded	Number of Region Chairs Recorded	District Officers Vacancies **
Ident 5843 - CAMBODIA,KING DOM OF		5	0	5	0%	1	0	1	81	0	81	5	4	1	1.25%	54	16	40%	0	0	20%	20%	0%	0%	0	0	
		5	0	5	0%	1	0	1	81	0	81	5	4	1	1.25%	54	16	40%	0	0	20%	20%	0%	0%	0	0	



District Health Assessment for Ident 5845 - REP OF THE UNION OF MYANMAR - UND through September 2025

Status/ District Name of Months in Status *		Clubs							Membership							Member Strength		Cancellation		Reports			Finance	Leadership			
		Active Clubs	Clubs in Status Quo	Total Clubs	% Status Quo Clubs in Financial Suspension	New Clubs	Cancelled Clubs	YTD Net Club Gain/ Loss	Current Members In Active Clubs	Current Members In Status Quo Clubs	Current Total Members Count	YTD Add	YTD Drop	YTD NetGrowth (includes Active and Status Quo)	YTD NetGrowth% (includes Active and Status Quo)	Member Count 12 Months Ago	Average Member Count Per Club	% of Clubs with less than 20 members	Average Cancelled Club Age	Members Lost Due to Cancelled Clubs	% of Clubs Reporting Service	% No MMR in 3 Months	% No Officer Report in 12 months	% of Clubs with balance 90+ days	Number of Zone Chairs Recorded	Number of Region Chairs Recorded	District Officers Vacancies **
Ident 5845 - REP OF THE UNION OF MYANMAR		1	0	1	0%	0	0	0	20	0	20	0	0	0	0.00%	20	20	0%	0	0	0%	100%	100%	100%	0	0	
		1	0	1	0%	0	0	0	20	0	20	0	0	0	0.00%	20	20	0%	0	0	0%	100%	100%	100%	0	0	

* - District Status: P - Provisional, T - Transitional.

** - District Officers Vacancies: DG - District Governor, 1st VDG - First Vice District Governor, 2nd VDG - Second Vice District Governor.